












Hillsdale County Community Leadership Capacity Questionnaire



1. Please check the appropriate box for each statement.						
	All of the time	Most of the time	Occasionally	Very seldom	I don't know	Response Count
1. Do you believe community leaders understand and use information (such as the US Census) about the community and the region to make strategic decisions?	0.0% (0)	27.3% (21)	50.6% (39)	11.7% (9)	10.4% (8)	77
2. Do you feel that pride shows through neighborhood and community beautification efforts?	9.1% (7)	40.3% (31)	36.4% (28)	14.3% (11)	0.0% (0)	77
3. Do you believe people from different backgrounds and incomes work together to make the community a better place?	2.6% (2)	35.1% (27)	36.4% (28)	26.0% (20)	0.0% (0)	77
4. Do you feel that community organizations and institutions work together? (e.g.: Service Clubs, Non-Profit and Charitable Organizations, Educational Institutions, etc.)	0.0% (0)	28.6% (22)	61.0% (47)	10.4% (8)	0.0% (0)	77
5. Do you think that residents in your community have opportunities to participate in the process of public policy development?	7.8% (6)	36.4% (28)	39.0% (30)	16.9% (13)	0.0% (0)	77
6. Do you believe that elected officials value the input of residents in the process of public policy development?	5.2% (4)	41.6% (32)	41.6% (32)	10.4% (8)	1.3% (1)	77
7. Do you believe that community leaders and organizations encourage a deliberate, thoughtful and planned succession of power?	0.0% (0)	20.8% (16)	36.4% (28)	33.8% (26)	9.1% (7)	77
8. Do you think that your community would support a leadership development training program?	6.5% (5)	49.4% (38)	22.1% (17)	6.5% (5)	15.6% (12)	77
9. Do you believe that the community provides leadership opportunities for youth?	6.5% (5)	26.0% (20)	37.7% (29)	23.4% (18)	6.5% (5)	77
10. In our community, do you believe						



that women and minorities are accepted in all types of leadership roles?	13.0% (10)	42.9% (33)	29.9% (23)	14.3% (11)	0.0% (0)	77
11. Do you believe that the leadership of traditional institutions (schools, churches, businesses, etc.) is action oriented and responsive to the needs of the people who live here?	7.8% (6)	37.7% (29)	48.1% (37)	6.5% (5)	0.0% (0)	77
12. Do you believe that our local elected officials are action oriented and responsive to the needs of the people who live here?	0.0% (0)	35.1% (27)	41.6% (32)	22.1% (17)	1.3% (1)	77
13. Do you think that your community demonstrates a willingness to seek help from the outside?	5.2% (4)	27.3% (21)	29.9% (23)	32.5% (25)	5.2% (4)	77
14. Do you think that generally leaders build on the positive things in our community rather than focusing on the things that are wrong?	3.9% (3)	35.1% (27)	37.7% (29)	20.8% (16)	2.6% (2)	77
15. Do you believe that residents in our community tolerate others with different perspectives?	0.0% (0)	31.2% (24)	36.4% (28)	29.9% (23)	2.6% (2)	77
16. Do you think that questions and alternatives are welcomed as community issues are worked on?	5.2% (4)	26.0% (20)	45.5% (35)	22.1% (17)	1.3% (1)	77
17. Do you believe that when your community projects are initiated, accountability; or, “who does what by when” is made public?	1.3% (1)	25.0% (19)	38.2% (29)	30.3% (23)	5.3% (4)	76
18. Do you believe that a number of different people take on leadership roles?	5.2% (4)	28.6% (22)	36.4% (28)	27.3% (21)	2.6% (2)	77
19. In your opinion, do you feel that running for local public office is a risk that limits the number of qualified candidates?	14.3% (11)	39.0% (30)	28.6% (22)	14.3% (11)	3.9% (3)	77
20. Does your community support an active economic development program?	10.5% (8)	25.0% (19)	31.6% (24)	25.0% (19)	7.9% (6)	76
21. Do you think that community leaders understand the limitations						





and opportunities that result from the community's physical environment and make decisions accordingly?	1.3% (1)	40.3% (31)	36.4% (28)	20.8% (16)	1.3% (1)	77
22. Do most local governments and community organizations use their financial resources wisely?	3.9% (3)	46.8% (36)	31.2% (24)	10.4% (8)	7.8% (6)	77
23. In your opinion, does your community see itself as part of a greater region?	2.6% (2)	28.6% (22)	32.5% (25)	33.8% (26)	2.6% (2)	77
24. Do you think that the residents of your community invest in its future by passing most millage and bond proposals (taxes, assessments, school, library, etc.)?	0.0% (0)	23.4% (18)	37.7% (29)	27.3% (21)	11.7% (9)	77
25. Do you believe it is important to invest financially in your community's future?	42.9% (33)	42.9% (33)	10.4% (8)	3.9% (3)	0.0% (0)	77
26. Do you think that your community supports charitable organizations and projects?	19.5% (15)	57.1% (44)	20.8% (16)	2.6% (2)	0.0% (0)	77
27. Does your community recognize and support community volunteers?	18.2% (14)	48.1% (37)	27.3% (21)	5.2% (4)	1.3% (1)	77
28. Do you think that your community supports and maintains a sound and well-maintained infrastructure?	6.6% (5)	39.5% (30)	27.6% (21)	22.4% (17)	3.9% (3)	76
29. Does your community show strong support for the following?	25.0% (2)	25.0% (2)	37.5% (3)	12.5% (1)	0.0% (0)	8
a. Education (K-12)	11.7% (9)	57.1% (44)	20.8% (16)	6.5% (5)	3.9% (3)	77
b. Life long learning	5.2% (4)	26.0% (20)	39.0% (30)	20.8% (16)	9.1% (7)	77
c. Job skills training	6.5% (5)	27.3% (21)	37.7% (29)	23.4% (18)	5.2% (4)	77
d. Birth to 5 programs	8.2% (6)	32.9% (24)	31.5% (23)	12.3% (9)	15.1% (11)	73
30. Do you believe that your community places importance on the following?	33.3% (2)	50.0% (3)	16.7% (1)	0.0% (0)	0.0% (0)	6
a. Arts	5.2% (4)	27.3% (21)	29.9% (23)	32.5% (25)	5.2% (4)	77
b. Music	5.2% (4)	32.5% (25)	28.6% (22)	29.9% (23)	3.9% (3)	77
c. Libraries	11.7% (9)	44.2% (34)	33.8% (26)	9.1% (7)	1.3% (1)	77





d. Natural resources	3.9% (3)	29.9% (23)	44.2% (34)	18.2% (14)	3.9% (3)	77
e. Access to health care	10.5% (8)	47.4% (36)	25.0% (19)	14.5% (11)	2.6% (2)	76
	answered question					77
	skipped question					2






2. As I complete this questionnaire, I define community as (check only one):			
		Response Percent	Response Count
Hillsdale County		48.7%	38
Adams Township		1.3%	1
Village of North Adams		0.0%	0
Village of Allen		0.0%	0
Allen Township		0.0%	0
Amboy Township		1.3%	1
Cambria Township		1.3%	1
Camden Township		1.3%	1
Village of Camden		0.0%	0
Village of Montgomery		0.0%	0
Fayette Township		1.3%	1
Village of Jonesville		5.1%	4
Hillsdale Township		3.8%	3
City of Hillsdale		14.1%	11
Jefferson Township		0.0%	0
Litchfield Township		0.0%	0
City of Litchfield		2.6%	2
Moscow Township		0.0%	0
Pittsford Township		2.6%	2
Village of Pittsford		0.0%	0
Ransom Township		0.0%	0

Reading Township		5.1%	4
City of Reading		11.5%	9
Scipio Township		0.0%	0
Somerset Township		0.0%	0
Wheatland Township		0.0%	0
Woodbridge Township		0.0%	0
Wright Township		0.0%	0
Village of Waldron		0.0%	0
answered question			78
skipped question			1

3. I am...			
		Response Percent	Response Count
Male		45.8%	33
Female		54.2%	39
answered question			72
skipped question			7

4. What is the highest grade or year of school you completed?			
		Response Percent	Response Count
Some High School		0.0%	0
High School Graduate /GED		3.8%	3
Some College or Technical school		25.6%	20
Bachelor's degree (4 years of college)		37.2%	29
Master's degree or above		33.3%	26
answered question			78
skipped question			1

5. Please identify your occupation:			
		Response Percent	Response Count
Management, professional, and related occupations		70.5%	55
Service occupations		12.8%	10
Sales and office occupations		5.1%	4
Farming, fishing, and forestry occupations		0.0%	0
Construction, extraction, and maintenance occupations		0.0%	0
Production, transportation, and material moving occupations		0.0%	0
Other (please specify)		11.5%	9
		answered question	78
		skipped question	1

6. Years in your occupation:			
		Response Percent	Response Count
Less than 1		0.0%	0
1 – 5		11.7%	9
6 – 10		15.6%	12
11 – 15		15.6%	12
16 – 20		9.1%	7
20+		48.1%	37
		answered question	77
		skipped question	2

7. Years you have been in the community:

		Response Percent	Response Count
Less than 1		1.3%	1
1 – 5		11.4%	9
6 – 10		11.4%	9
11 – 15		10.1%	8
16 – 20		7.6%	6
20+		58.2%	46
		<i>answered question</i>	79
		<i>skipped question</i>	0

8. My age range is:

		Response Percent	Response Count
10-18		0.0%	0
19-30		3.8%	3
31-50		48.1%	38
51-70		41.8%	33
70 +		6.3%	5
		<i>answered question</i>	79
		<i>skipped question</i>	0